



# Emergency Management

LOCAL STATE OF EMERGENCY: Declared by BOCC 10/5/2016

## Daily Situation Report for October 13, 2016

Current Putnam County EOC Status- LEVEL 2 (Staffing 8a-8p)

### HURRICANE MATTHEW UPDATE 16

DEBRIS REMOVAL BEGAN WEDNESDAY IN THE SOUTH END OF THE COUNTY AND WILL MOVE NORTH. THERE ARE TWO CREWS WORKING AT THIS TIME. KEEP DIFFERENT TYPES OF DEBRIS SEPARATED (SEE DIAGRAM BELOW) AND AWAY FROM FIRE HYDRANTS OR OTHER OBSTRUCTIONS. THEY ARE ONLY PICKING UP VEGETATION AT THIS TIME.

Citizen Info Line to report damage 386-329-1904 (08:30a – 5:00p)

Recorded Situation Report Info Line 386-326-7132

Questions on well water pump and decontamination call 386-326-7189

For pictures of Hurricane Matthew please click the following link

<https://www.dropbox.com/sh/matha54fb2azr1t/AABrbV2pxW1A8cERGetPgPXma?dl=0>

**\*\*VERY IMPORTANT MESSAGE FROM THE HEALTH DEPARTMENT ABOUT WELLS AND DRINKING WATER\*\***

Waterborne illnesses are caused by microbes or parasites in untreated or contaminated water. All homes that have a private well that was under water from the flooding or lost its prime from being without power needs to be sanitized.

**YOU OR YOUR FAMILY CAN GET VERY SICK IF**  
**YOU DRINK CONTAMINATED WATER**

CLICK THIS LINK BELOW FOR DIRECTIONS

➔<http://putnam.floridahealth.gov/programs-and-services/environmental-health/after-the-storm/index.html> ⬅

**Symptoms of this illness include:  
Nausea, Vomiting, Diarrhea, stomach cramps and fever. If you  
have any of these symptoms seek medical attention**

**Directions are below on how to decontaminate your well.  
If you have questions about water call 386-326-7189**



**Click the link below for a 5 minute video on how to disinfect your well.**

=== ➡ <https://www.youtube.com/watch?v=FdmWe2cILAM> ⬅ ===

#### **FLOOD INFORMATION SHEET - WHAT TO DO IF YOUR WELL IS FLOODED**

Heavy rainfall from a tropical storm or hurricane may have made your well water unsafe. If you are unsure about the impact of flooding on your well water, use bottled water, boil or disinfect all the water you use for drinking, making beverages or ice, cooking, brushing your teeth, washing dishes, and washing areas of the skin that have been cut or injured. Bring water to a rolling boil for one minute and cool before use. Common unscented household bleach (4 to 6 percent active ingredient) can be used effectively as a chlorine disinfectant. Disinfect the water by adding 8 drops (about 1/8 teaspoon) of unscented household bleach per gallon of water, and then let it stand for 30 minutes. Repeat the procedure if the water is still cloudy.

If your well has been flooded, the well and water system need to be disinfected. It is important to disinfect both well and plumbing water with unscented household bleach to make sure all infectious organisms are destroyed. If you have water treatment devices, remove all membranes, cartridges, and filters and replace them after the chlorination process is completed. The amount of chlorine determines the length of time you allow the bleach to remain in your system.

#### **DOH recommends the following steps to disinfect a contaminated well:**

**If the water is discolored** before adding the bleach, run the water until it is clear for up to 10 minutes.

**Turn off and then drain** your hot water heater; bleach is not effective in water above 105 degrees.

**Remove and replace** charcoal filters after the disinfecting process is completed.

**To avoid adding contamination** to the well during disinfection, clean the work area around the top of the well. Then remove grease and mineral deposits from accessible parts of the well head and flush the outside surfaces with 1/2 cup of unscented household bleach in 5 gallons of water.

**Turn off the pump.** Remove the cap or well plug on the rubber seal. There are many types of well caps and plugs. If you have questions, you should contact a licensed well driller. If you have a submersible pump, you may also want to contact a licensed well driller for advice on disinfection processes.

**Check the bleach chart below** and pour the recommended amount of unscented bleach (4 to 6 percent active ingredient) solution into the well. Try to coat the sides of the casing as you pour. If you get bleach on the pump or wiring, flush it thoroughly with fresh water to prevent later corrosion.

**Well Depth in Feet Well Diameter in Inches**

2" 4" 5" 6"

20' 1 cup 1 cup 1 cup 1 cup

30' 1 cup 1 cup 1 cup 2 cups

40' 1 cup 1 cup 2 cups 2 cups

50' 1 cup 2 cups 2 cups 3 cups

80' 1 cup 2 cups 1 qt 1 qt

100' 1 cup 3 cups 1 qt 1.5 qts

150' 2 cups 1 qt 2 qts 2.5 qts

200' 3 cups 1.5 qts 2.5 qts 3 qts

**Conversions** 8 oz = 1 cup / 16 oz = 1 pint = 2 cups

24 oz = 3 cups / 32 oz = 1 quart / 48 oz = 1.5 quarts

64 oz = 2 quarts / 80 oz = 2.5 quarts / 96 oz = 3 quarts

**Re-cap or plug the well** opening and wait 30 minutes.

**Turn on and, if needed, re-prime the pump.** Open all of the faucets on the system one at a time. Allow the water to run until there is a noticeable smell of bleach. You may also want to flush the toilets. If you have outside faucets, you may want to direct the water away from sensitive plants. If you cannot detect a bleach odor, repeat the well disinfecting process.

**Turn off all of the faucets** and allow the bleach to remain in the plumbing system for at least 8 hours.

**Backwash water softeners**, sand filters, and iron removal filters with bleach water.

**Again, open all the faucets** and run the water until there is no bleach smell—for up to 15 minutes. After disinfecting your well, the water needs to be tested to verify that it is safe to drink. Although unscented household bleach is effective against microorganisms, it will not remove chemical contamination that may have gotten into your well. Contact your county health department for sampling instructions to get your water tested. For more information, please contact your county health department 386-326-7189 or visit [www.floridahealth.gov](http://www.floridahealth.gov) or [www.FloridaDisaster.org](http://www.FloridaDisaster.org).

**Damage assessment teams will continue to evaluate effected areas today. Some of these assessments will be by boat to get to additional areas inaccessible by vehicles.**

**The health department has additional resources in the area for the next few days. They will be making contact with residents and discussing post storm actions, warnings and surveillance.**

**The RED CROSS has resources in the county. If you need further assistance call the Citizen Info line**

- **Flooding Is Still An Issue In Some Areas. Please Use Caution In Lower Areas.**
- **Many large Snakes have been reported in the high water areas as well. Please look out for them and stay away.**
- **Keep Mosquitos Outside – make sure doors are closed and windows open with screens, Use Repellant Following all Directions, And Dump Out Any Standing Water.**
- **Most power restoration is completed.**
- **Please Ensure You Take The Appropriate Step To Have Clean Drinking Water. Many Wells May Have Been Affected By Storm Water And Waste. If You Are Unsure – Don't Drink It And Have It Tested. Call 386-326-7189 with questions about water testing.**



Watch out for debris on the creek and River. Hurricane Matthew has created many hazards on the land and in the waterways. NO WAKE PLEASE!



**All boat traffic is encouraged navigate the Dunn's Creek as a "NO WAKE ZONE" for the high water and debris in the area.**

# AFTER THE STORM

## YOU CAN PREVENT HEALTH RISKS

For more information: call the Florida Emergency Information Line, 1-800-342-3557; or visit [www.floridadisaster.org](http://www.floridadisaster.org) or [www.floridahealth.gov/programs-and-services/emergency-preparedness-and-response/index.html](http://www.floridahealth.gov/programs-and-services/emergency-preparedness-and-response/index.html).

### PREVENT FOOD ILLNESS

**FOOD & DIRTY WATER** Do not eat any food that may have come into contact with dirty water from floods or tidal surges.

**COMMERCIALLY PREPARED CANS OF FOOD** Do not eat from cans that are bulging or opened. Cans that are not opened can be saved if you remove the labels and then disinfect them. Use  $\frac{1}{4}$  cup of bleach in one gallon of clean water, and let stand at least 30 minutes. Re-label the cans—include expiration date and type of food. Assume that home-canned foods are unsafe and throw them out.

**BABY FORMULA** Infants should be fed only ready-to-feed baby formula, or prepare powdered or concentrated liquid formula with sterilized water (see **BOILING AND DISINFECTING** water below). Use only sanitized bottles and nipples. Unused prepared formula must be refrigerated. (If you are breastfeeding, continue to breastfeed.)

**FROZEN & REFRIGERATED FOODS** Refrigerators and freezers that have been without power since the storm, should be cleaned out. Those perishables are unsafe for eating.

### PREVENT WATER ILLNESS

**ALWAYS WASH YOUR HANDS** Use soap and water that has been boiled or disinfected. Wash your hands before eating, after toilet use, after cleanup activities, and after handling things dirtied by floodwater or sewage.

**BOIL WATER NOTICE** If your area is put on a "boil water notice" you must take precautions against dirty water especially if you have a private well. If you are not sure if your water is safe, **DRINK COMMERCIALLY BOTTLED WATER**.

**BOILING WATER** Hold water to a rolling boil for one minute to remove bacteria.

**DISINFECTING WATER** Add 8 drops of plain, unscented household bleach per gallon of water, mix, and let it stand for 30 minutes. If the water is cloudy after 30 minutes, repeat the procedure.

**INFECTION & FLOODWATER** Floodwater may contain raw sewage. If you have exposed open cuts or sores to floodwater, keep them as clean as possible by washing with soap and clean water. Apply antibiotic ointment after washing. If a wound or sore develops redness, swelling or drainage, see a doctor.

**CHILDREN & FLOODWATER** Children should not play in floodwater or with toys that have been in floodwater. Disinfect toys by using  $\frac{1}{4}$  cup of bleach in one gallon of clean water, let stand for at least 30 minutes, and let toys air dry.

### PREVENT HEAT EXHAUSTION ILLNESS

**WARNING SIGNS** Heavy sweating, paleness, muscle cramps, tiredness, weakness, dizziness, headache, nausea or vomiting, or fainting.

**COOL OFF** Drink cool, nonalcoholic beverages; take a cool shower, bath, or sponge bath; wear lightweight clothing; and rest in an air-conditioned environment.

**HEAT EXHAUSTION MAY LEAD TO HEAT STROKE** Severe symptoms include skin that is cool and moist, a pulse rate that is fast and weak, and breathing that is fast and shallow. Seek medical attention immediately if symptoms last longer than one hour, or you have heart problems or high blood pressure.

### PREVENT CARBON MONOXIDE (CO) ILLNESS

**CO IS AN INVISIBLE, ODORLESS, TASTELESS GAS & IS HIGHLY POISONOUS** It can cause tiredness, weakness, chest pains for those with heart disease, shortness of breath, nausea, vomiting, headaches, confusion, impaired vision, loss of consciousness, and, in severe cases, death.

**DO NOT USE GAS-POWERED GENERATORS OR PRESSURE WASHERS INDOORS, NOT EVEN IN THE GARAGE. DO NOT BURN CHARCOAL OR GAS GRILLS INSIDE A HOUSE, GARAGE, VEHICLE, TENT OR FIREPLACE.**

**IF YOU THINK YOU HAVE BEEN POISONED** Open doors and windows, turn off gas appliances and go outside. Call 911 or the nearest Poison Information Center at 1-800-222-1222.

### PREVENT FIRE DAMAGE & INJURY

**USE BATTERY-POWERED LANTERNS AND FLASHLIGHTS** If you must use candles, put them in safe holders away from curtains, paper, wood, or other flammable items.

### PREVENT MOSQUITO ILLNESS

**HEAVY RAINS & FLOODING LEAD TO AN INCREASE IN MOSQUITOES** Public-health authorities are working to control the spread of any diseases transmitted by mosquitoes.

**DRAIN STANDING WATER TO STOP MOSQUITOES FROM MULTIPLYING.**

**Discard** old tires, drums, bottles, cans, pots and pans, broken appliances and other items that aren't being used. **Empty and clean** birdbaths and pets' water bowls at least once or twice a week. **Protect** boats and vehicles from rain with tarps that don't accumulate water. **Maintain** the water balance (pool chemistry) of swimming pools. Empty plastic swimming pools when not in use.

**COVER YOUR SKIN WITH CLOTHING & USE MOSQUITO REPELLENT.**

**Clothing:** If you must be outside when mosquitoes are active, cover up. Wear shoes, socks, long pants, and long sleeves.

**Repellent:** Apply mosquito repellent to bare skin and clothing. Always use repellents according to the label. Repellents with DEET, picaridin, oil of lemon eucalyptus, para-menthane-diol, and IR3535 are effective. Use mosquito netting to protect children younger than 2 months.

**COVER DOORS AND WINDOWS WITH SCREENS TO KEEP MOSQUITOES OUT**

Keep mosquitoes out of your house. **Repair** broken screens on windows, doors, porches, and patios.



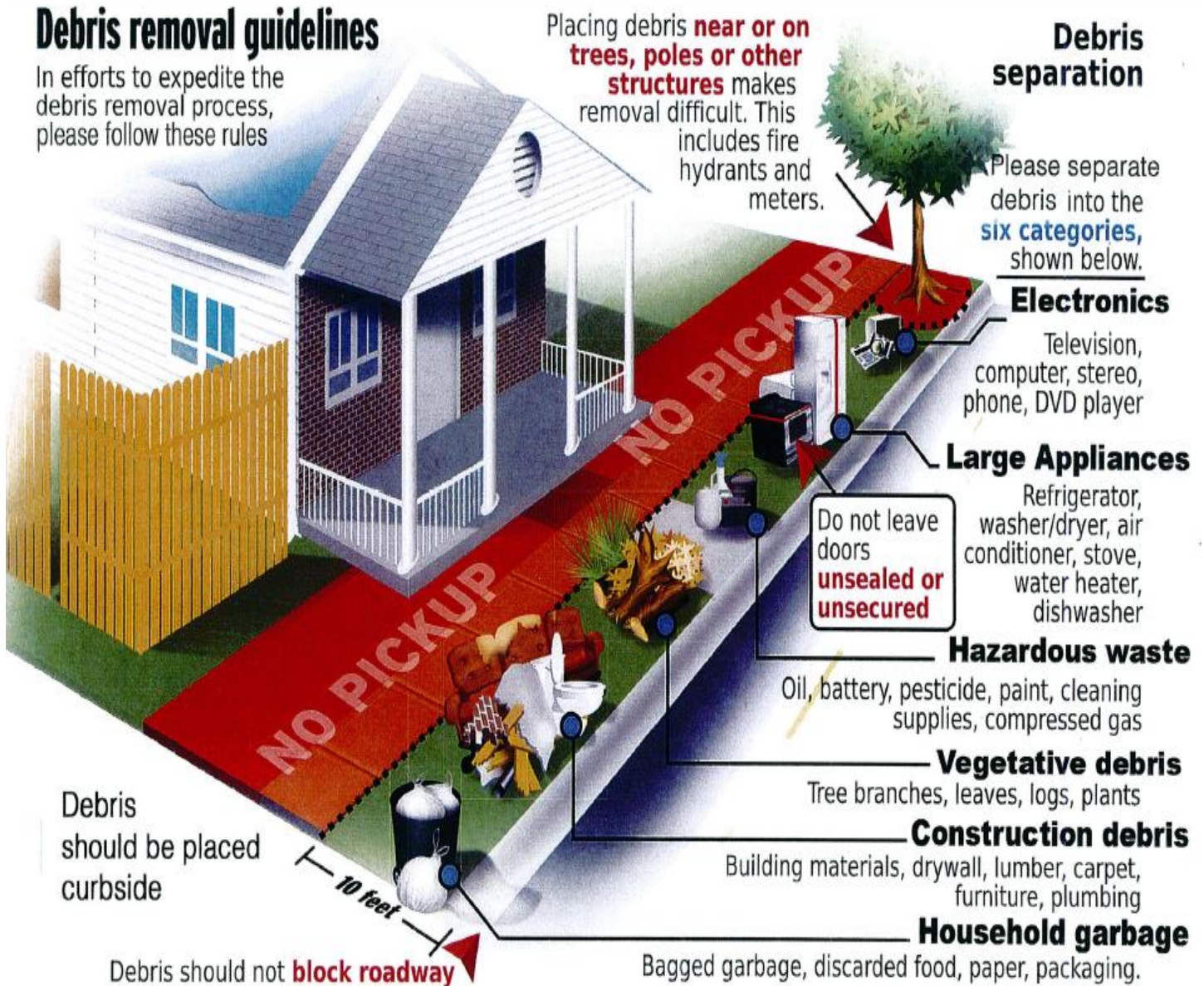


## DEBRIS REMOVAL INFO

Please remember that Putnam County staff cannot remove downed trees or other debris from private property. In these situations you will need to contact a licensed tree removal service. If you can take the debris to the edge of your property to the street/road a crew will be by to collect.

### Debris removal guidelines

In efforts to expedite the debris removal process, please follow these rules



**\*\*Debris removal contractors will begin work today. All debris must be placed on County right-of-way to be picked up. Contractors are not allowed to pick up from private property including private roads. You can call 386-329-0346 to confirm if your road is private or is County R.O.W.**

**\*\*The County Landfill is encouraging residents to place the debris on the county right-of-way. If you choose to take it to the landfill expect LONG DELAYS AND WAIT TIMES – fees will be waived at this time\*\***

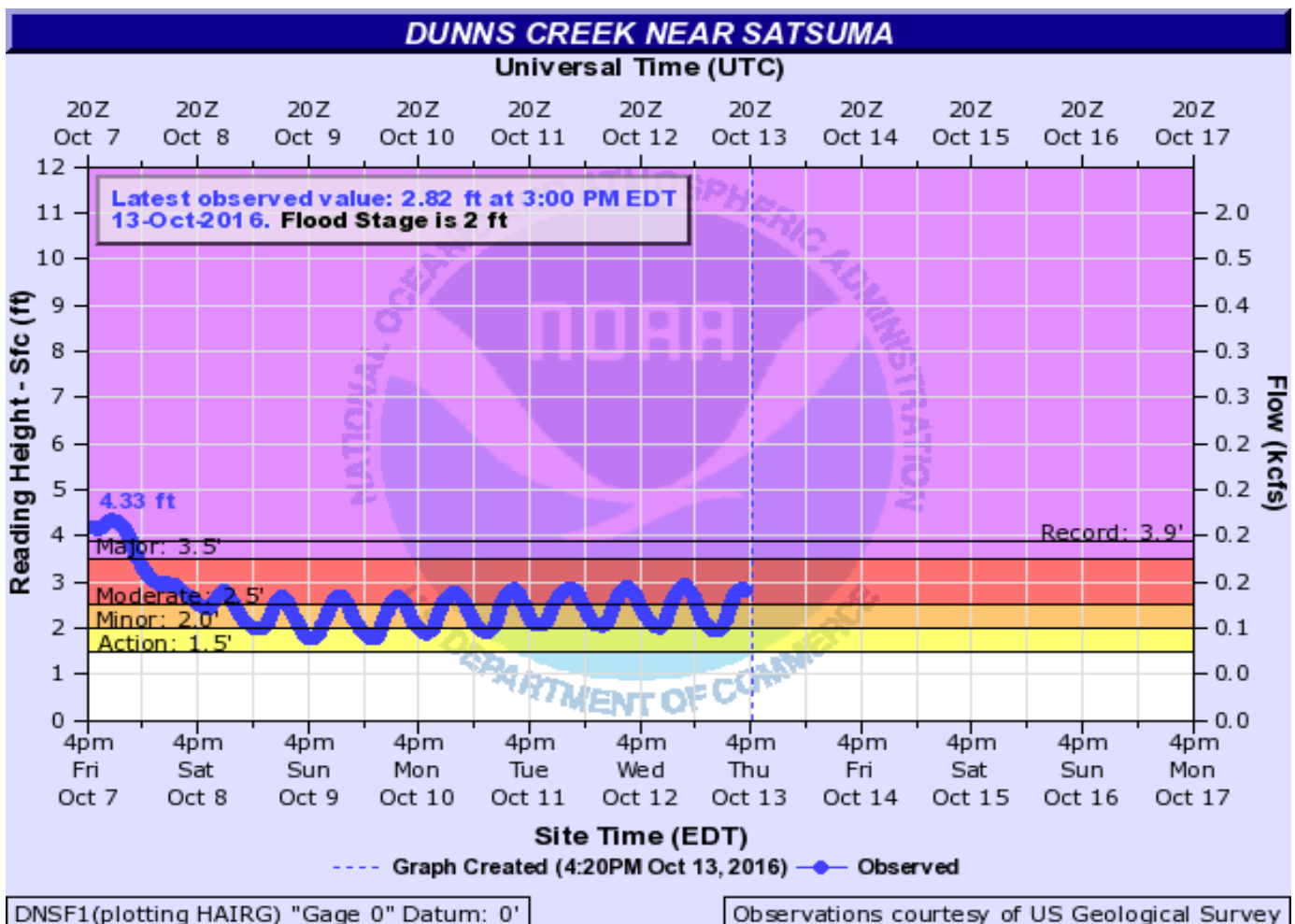
# Power Issues and High Water

- Stay far away from downed power lines and anything that may be in contact with a downed power line. Call 911 and FPL at 1-800-4-OUTAGE (1-800-468-8243) to report downed power lines or other dangerous or hazardous conditions involving FPL poles, wires or transformers.
- Putnam County FPL customers - under 10 without power – most reported today.

## GENERATOR SAFETY

\*\*\*Please remember Carbon Monoxide is an odorless, Colorless and tasteless gas that can cause death. Generators emit this deadly gas and need to be used in a well ventilated areas. Also the gasoline used is highly flammable and should be stored in a safe area.\*\*

For up to the hour river observations click here: <http://water.weather.gov/ahps2/index.php?wfo=jax>



## IMPORTANT INFORMATION, APPS, AND WEBSITES

Register your email to receive the Putnam County Emergency Management Daily Situation Report at [www.putnamalert.com](http://www.putnamalert.com) click=> "Registration"

**Citizen Info line to report issues**  
**386-329-1904 (08:30 a.m. – 5:00 p.m.)**

Putnam County BOCC Web Page – [www.putnam-fl.com](http://www.putnam-fl.com)

<http://putnam.floridahealth.gov/>

<http://putnam.floridahealth.gov/programs-and-services/environmental-health/after-the-storm/index.html>



Mobile Alert

**CODE RED Mobile Alert App**  
Get it now for iPhone or Android. Learn more or download here:

<http://ecnetwork.com/mobile/getitnow.html>



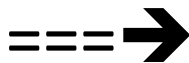
Like us on  
**Facebook**

<http://www.facebook.com/PutnamCountyEM>



<https://twitter.com/PutnamCountyEM>

Click the link below for a 5 minute video on how to disinfect your well.



<https://www.youtube.com/watch?v=FdmWe2clLAM>

